

## New species and new records of ant-eating spiders from Mediterranean Europe (Araneae: Zodariidae)

Robert Bosmans, Paolo Pantini, Pamela Loverre & Rocco Addante



doi: 10.30963/aramit5703

**Abstract.** The following new *Zodarion* species are described from Italy: *Zodarion pantaleonii* Bosmans & Pantini **spec. nov.** and *Z. pseudonigriceps* Bosmans & Pantini **spec. nov.**, both from Sardinia, *Z. montesacrense* Bosmans **spec. nov.** and *Z. valentii* Bosmans, Loverre & Addante **spec. nov.**, both from Puglia, *Z. valentii* also occurs in Sicily. *Zodarion* sp., described from Greece in 2009, is the unknown female of *Zodarion zorba* Bosmans, 2009. *Zodarion gracilitibiale* Denis, 1934 is new for Italy. New records for 43 other European *Zodarion* species are presented.

**Keywords:** distribution, faunistics, Greece, Italy, new species, *Zodarion*

**Zusammenfassung. Neue Arten und Neunachweise Ameisen fressender Spinnen aus dem mediterranen Europa (Araneae: Zodariidae).** Folgende neue *Zodarion*-Arten werden aus Italien beschrieben: *Zodarion pantaleonii* Bosmans & Pantini **spec. nov.** und *Z. pseudonigriceps* Bosmans & Pantini **spec. nov.**, beide von Sardinien, *Z. montesacrense* Bosmans **spec. nov.** und *Z. valentii* Bosmans, Loverre & Addante **spec. nov.**, beide aus Apulien, *Z. valentii* kommt auch auf Sizilien vor. *Zodarion* sp., 2009 aus Griechenland beschrieben, ist das unbekannte Weibchen von *Zodarion zorba* Bosmans, 2009. *Zodarion gracilitibiale* Denis, 1934 ist neu für Italien. Neue Funde 43 weiterer europäischer *Zodarion*-Arten werden präsentiert.

The genus *Zodarion* Walckenaer, 1833 has a Palearctic distribution and currently consists of 163 species (World Spider Catalog 2018). Especially the Mediterranean region appears to be rich in species of this genus. In the western part (Iberian Peninsula), 32 species have been reported (Bosmans 1994, Pekár et al. 2003, Pekár & Cardoso 2005). In the Central Mediterranean region (France, Italy) 19 species have been reported (Bosmans 1997) and in the Balkans 42 species (Bosmans 2009). In the present contribution, four new species are described including new distribution data for 43 other species.

### Material and methods

Most of the material was collected by the first author during different collecting trips to the Mediterranean region. The material from Sardinia is the result of a project on faunal studies in Sardinia and was collected by M. Verdinelli and A. Sassu. The material from Greece originates from fieldwork included in a faunistic project (SPIDOnetGR, ARISTEIA II Programme, NSRF 2007–2013) lead by M. Chatzaki. A few colleagues sent material for identification, and these data are included as well.

Specimens were examined and illustrated using a Nikon SMZ1270 stereomicroscope. Further details were studied using an Olympus CH-2 stereoscopic microscope with a drawing tube. Photographs were taken with a Moticam 5MP camera attached to a Realux stereoscopic microscope. Somatic morphology measurements were taken using a scale reticule in the eyepiece of the stereo microscope and are in mm. Measurements of the legs are taken from the dorsal side. Taxonomic descriptions follow the format of Bosmans (1994, 1997, 2009).

Left structures of palps are depicted. Eye measurements were based on the lens at its widest point. Female genital-

lia were excised using sharpened needles. These were then transferred to clove oil for examination under the microscope. Male palps were detached and transferred to glycerol for examination under the microscope. Later, palps and epigynes were returned to 70 % ethanol.

Type material and important reference material is deposited in different museums as listed in the descriptions of the species, the other material is deposited in the collection of the collectors or in one of the collections listed below.

### Collections

BMNH	British Museum of Natural History, London, UK
CAR-S	Collection Anthony Russell-Smith
CKT	Collection Konrad Thaler
CNR	Istituto per lo Studio degli Ecosistemi, Sassari, Italy
CRB	Collection Robert Bosmans
CSP	Collection Stano Pekár
DiSSPA	Department of Soil, Plant and Food Sciences, University of Bari "A. Moro", Italy
KBIN	Koninklijk Belgisch Instituut voor Natuurwetenschappen, Belgium (L. Baert)
MCSNB	Museo Civico di Scienze Naturali, Bergamo, Italy
NBCL	Naturalis Biodiversity Centre, Leiden, the Netherlands (P. van Helden)
NHMC	Natural History Museum of Crete, Greece
SMF	Senckenberg Museum, Frankfurt am Main, Germany (P. Jäger)

### Abbreviations

Legs: Co, Fe, Pa, Ti, Mt, Ta = coxa, femur, patella, tibia, metatarsus, tarsus

Eyes and their position: AM = anterior median eyes; diameter taken as base for all other calculations, always = 1.0; the absolute diameter is given between brackets. AL, PM, PL = anterior lateral eyes, posterior median and posterior lateral eyes; diameters expressed as fraction of AM diameter. a, b, c, d = distance between eyes: a = AM-AM, b = AM-AL, c = PM-PM, d = PM-PL, all expressed as fraction of AM diameter. MOQ = median ocular quadrangle, AW = anterior width, PW = posterior width, L = length

Robert BOSMANS, Terrestrial Ecology Unit, Ledeganckstraat 35, 9000 Gent, Belgium; E-mail: rop\_bosmans@telenet.be  
 Paolo PANTINI, Museo civico di Scienze Naturali "E. Caffi", Piazza Cittadella, 10, 24129 Bergamo, Italy; E-mail: ppantini@comune.bg.it  
 Pamela LOVERRE, Rocco ADDANTE, Department of Soil, Plant and Food Sciences, University of Bari "Aldo Moro", Via G. Amendola 165/A, 70126 Bari, Italy; E-mail: pamela.loverre@hotmail.it; rocco.addante@uniba.it

## Results

### Description of new species

***Zodarion montesacrense* Bosmans spec. nov.** (Fig. 1a–e)

**Type material.** Holotype ♂ from Italy, Puglia, Gargano, Mattinata, Monte Sacro (N41°45' E16°02'), 24.IV.2011, P. J. van Helsdingen leg.; deposited in NBCL.

**Etymology.** The name of the species is derived from the type locality, adjective.

**Diagnosis.** This small *Zodarion* species is a member of the *pusio* group as defined by Bosmans (1997) and is closely related to *Zodarion emarginatum* (Simon, 1873). The species is easily distinguished by the terminally bifid tibial apophysis of the male palp.

**Description.** Measurements: Male: Total length 1.54; prosoma 0.82 long 0.62 wide.

Colour (Fig. 1a): The holotype is recently moulted and the natural colours are not fully developed yet. Prosoma pale yellowish, margin, foveal spot and anastomosing striae darkened and eye region black; opisthosoma dark sepia, venter and oval spot above spinnerets whitish.

Eyes: AM = 1 (0.69); AL = PL = 0.47; PM = 0.5; a = 0.38; b = d = 0.19; c = 1; d = 0.3; MOQ: AW = 0.91PW; L = 0.87 PW. Opisthosoma: with a row of 17 spines before the spinnerets, not much thicker than the normal hairs.

Palp (Fig. 1b–e): Tibial apophysis longer than the tibia's diameter with short pointed dorsal apophysis a longer, slightly curved, terminally incised median apophysis and a shorter rounded ventral apophysis; median apophysis reversed U-shaped, distal branch pointed and longer than basal branch; embolus gradually narrowing, with tip pointed, in antero-ventral view with distinct concavity.

Female: Unknown.

**Distribution.** Only known from the type locality in Puglia (Italy). The species was mentioned as *Zodarion* sp. in IJland et al. (2012).

### ***Zodarion pantaleonii* Bosmans & Pantini spec. nov.**

(Fig. 2a–n)

**Type material.** Holotype ♂, 4 ♂♂, 6 ♀♀ paratypes from ITALY, Sardinia, Medio Campidano, Guspini, Montevecchio, Piccalinna (N39°33'24" E8°34'06"), Mediterranean maquis, 5 ♂♂ 18.V.–3.VI.2009, 2 ♀♀ 3.–15.VI.2009, 4 ♀♀ 15.–30.VI.2009, pitfall traps, A. Sassu and M. Verdinelli leg. Deposition: holotype ♂, 2 paratypes ♂♂, 4 paratypes ♀♀ in MCSNB, 1 ♂, 1 ♀ paratypes in CNR, 1 ♂, 1 ♀ paratypes in CRB.

**Other material examined.** ITALY: Sardinia: Medio Campidano, Arbus, Ingurtosu, Narcauli 200 m a.s.l. (N39°30'53"E8°29'33"), garrigue, 1 ♂ 5.–19.V.2009, pitfall traps, A. Sassu and M. Verdinelli leg. (MCSNB); Guspini, Montevecchio, Piccalinna (N39°33'24", E8°34'06") Mediterranean maquis, 1 ♀ 18.V.–3.VI.2009, 7 ♂♂ 3.–15.VI.2009, 2 ♀♀ 30.VI.–13.VII.2009 (MCSNB).

**Etymology.** The species is dedicated to Roberto Pantaleoni, Director of CNR, Istituto per lo Studio degli Ecosistemi Sassari which supports and promotes faunistic studies in Sardinia.

**Diagnosis.** *Zodarion pantaleonii* spec. nov. belongs to the *italicum* group of *Zodarion*. Males differ from other species in this group by the distal branch of the median apophysis being twice as long as the basal branch, equal to slightly longer in all other species (Fig. 2i); females by the trapezoid median plate in the epigyne (Fig. 2j–k).

**Description.** Measurements: Male: Total length 2.0–2.4; prosoma 1.02–1.21 long, 0.71–0.90 wide. Female: Total length 2.7–2.8; prosoma 1.22–1.24 long, 0.84–0.86 wide.

Colour (Fig. 2a–c): Prosoma yellowish brown with darkened eye region and greyish brown anastomosing striae; patellae pale yellowish, femora yellowish orange with pale base, other segments orange brown; opisthosoma sepia, venter for a small or greater part whitish.

Eyes: AM = 1 (0.1); AL = 0.5; PM = 0.5; PL = 0.6; a = 0.5; b = 0.2; c = 1.3; d = 0.3; MOQ: AW = 1.1PW; L = 0.9 PW.

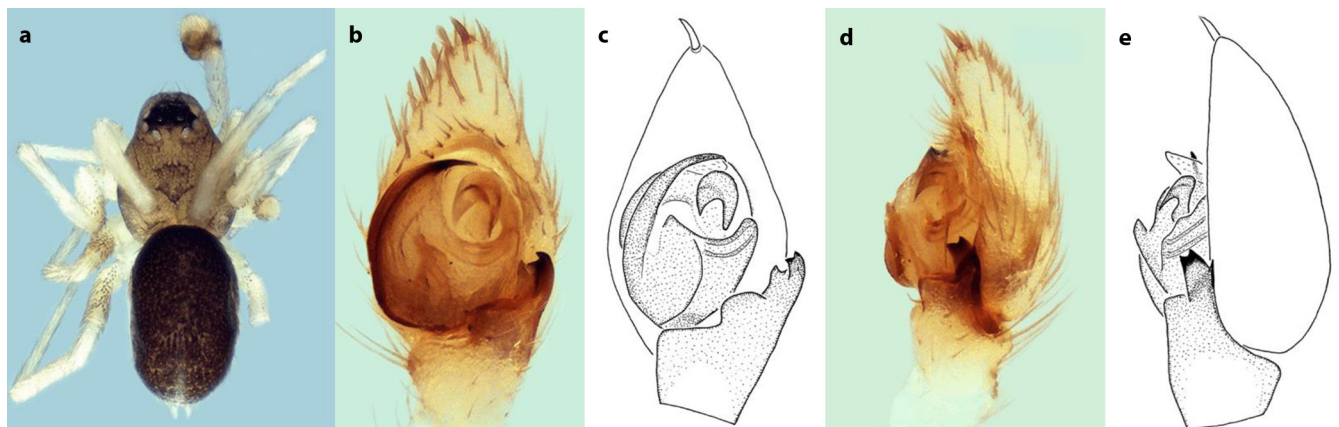
Opisthosoma: With a row of 10–22 bristles before the spinnerets, thicker and only slightly longer than the scattered hairs on the rest of the venter; in several specimens many bristles have been lost and in the two females only one and three bristles are present.

Palp (Fig. 2d–g): Tibial apophysis elongated, slightly curved, longer than the tibia's diameter, narrow from its base, with small denticule at prolateral margin, terminally strongly pointed; median apophysis with distal branch longer than basal branch, strongly pointed terminally; embolus abruptly narrowing in distal third, terminally strongly pointed.

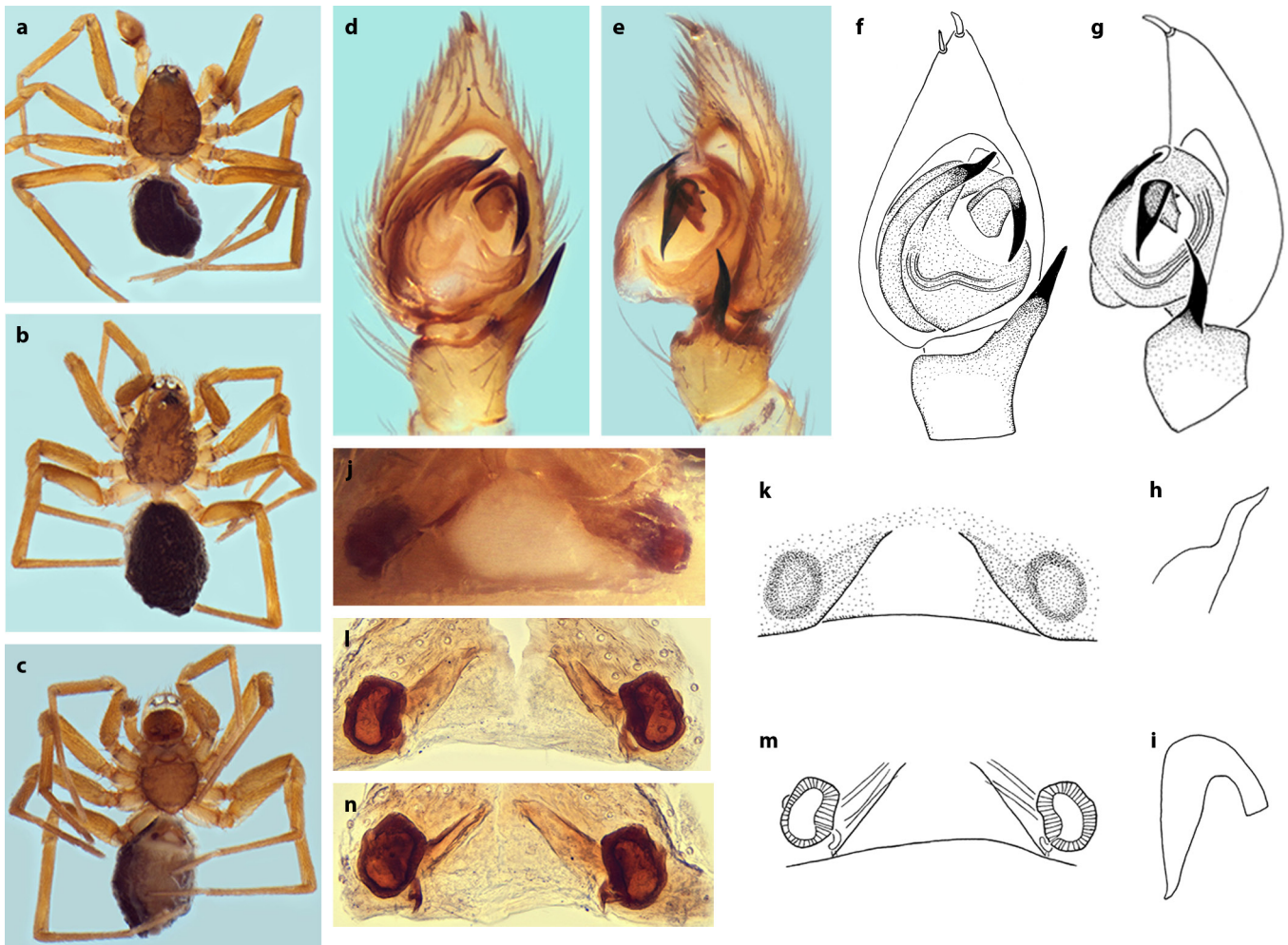
Epigyne (Fig. 2j–k): With relatively large trapezoid median plate, clear white, contrasting with the lateral and anterior borders of the epigyne.

Vulva (Fig. 2l–n): Spermathecae oval, separated by twice their diameter.

**Distribution.** Probably an endemic species of Sardinia (Italy).



**Fig. 1a–e:** *Zodarion montesacrense* Bosmans spec. nov. male holotype: **a.** Male, dorsal view; **b, c.** Male palp, ventral view; **d, e.** Idem, retrolateral view



**Fig. 2a–n:** *Zodarion pantaleonii* Bosmans & Pantini **spec. nov.** male holotype, female paratype: **a.** Male, dorsal view; **b.** Female, dorsal view; **c.** Female, ventral view; **d, f.** Male palp ventral view; **e, g.** Idem retrolateral view; **h.** Tip of embolus, antero-ventral view; **i.** Median apophysis, ventral view (in unexpanded palp); **j, k.** Epigyne ventral view; **l, m, n.** Idem, dorsal view

***Zodarion pseudonigriceps* Bosmans & Pantini **spec. nov.****

(Fig. 3a–m)

**Type material.** Holotype ♂, 11 paratype ♂♂, 2 paratype ♀♀ from ITALY, Sardinia, Medio Campidano, Guspini, Montevecchio, Piccalinna 260 m a.s.l. (N39°33'24" E8°34'06"), Mediterranean maquis, 5.–18.V.2009, pitfall traps, A. Sassu and M. Verdinelli leg. Deposition: ♂ holotype, 10 ♂♂, 1 ♀ paratype in MCSNB, 1 ♂, 1 ♀ paratype in CRB, 1 ♂ paratype in CNR. **Other material examined.** ITALY: Sardinia, Medio Campidano, Arbus, Ingurtosu, Narcauli 120 m a.s.l. (N39°30'53"E8°29'33"), Mediterranean maquis, 1 ♀ 8.–22.IX.2009, pitfall traps, A. Sassu and M. Verdinelli leg. (MCSNB).

**Etymology.** The specific name refers to the close relationship to *Zodarion nigriceps* (Simon, 1873).

**Diagnosis.** *Zodarion pseudonigriceps spec. nov.* belongs to the *italicum* group. By the needle-like tibial apophysis (Fig. 3 f, g) the male is very close to *Z. nigriceps*, also occurring in Sardinia but this species has a bicoloured contrasting prosoma. Females are distinguished by the simple trapezoid plate in the epigyne (Fig. 3 j, k).

**Description.** Measurements: Male (n = 4): Total length 2.5–2.8; prosoma 1.02–1.45 long, 0.72–1.02 wide. Female (n = 3): Total length 3.0–3.2; prosoma 1.38–1.64 long, 1.02–1.17 wide.

Colour (Fig. 3a–c): Prosoma yellowish brown, clypeus and two stripes converging towards the fovea grey; patellae pale yellowish, femora yellowish orange with pale base, other segments orange brown; opisthosoma dark sepia with large, elongate postero-dorsal whitish spot, venter whitish.

Eyes large: AM = 1 (0.1); AL = 0.5; PM = 0.6; PL = 0.6; a = 0.5; b = d = 0.4; c = 1.8; MOQ: AW = 1.1 PW; L = 1.1 PW. Opisthosoma with a row of 14–15 bristles before spinnerets, more than twice as wide as normal hairs.

Palp (Fig. 3d–i): All palps are expanded, so drawings show the bulb and the median apophysis in an abnormal position. Tibial apophysis needle-like as long as the tibia's diameter with subterminal bend forming an angle of 30° with base of the tibial apophysis; median apophysis relatively small, basal branch slightly shorter than the pointed distal branch; embolus with relatively broad base gradually narrowing with blunt tip.

Epigyne (Fig. 3 j–k): With trapezoid median plate.

Vulva (Fig. 3l–m): Spermathecae small and rounded, separated by more than 5 times their diameter.


**Distribution.** Probably an endemic species of Sardinia (Italy).

***Zodarion valentii* Bosmans, Loverre & Addante **spec. nov.****

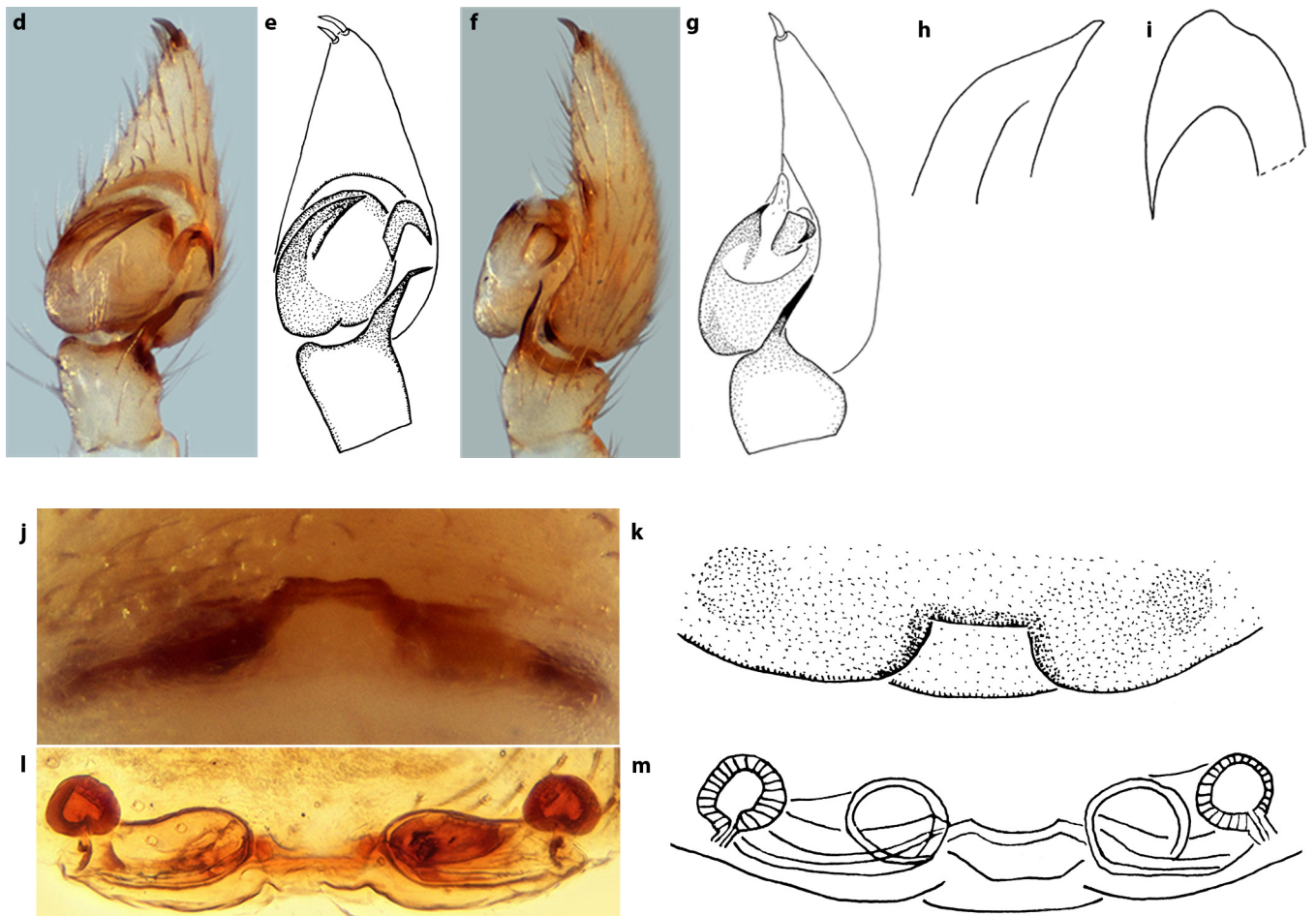
(Figs 4a–f, 5a–e)

*Enyo algerica*; Simon 1870: 99 (misidentification of material from Sicily).





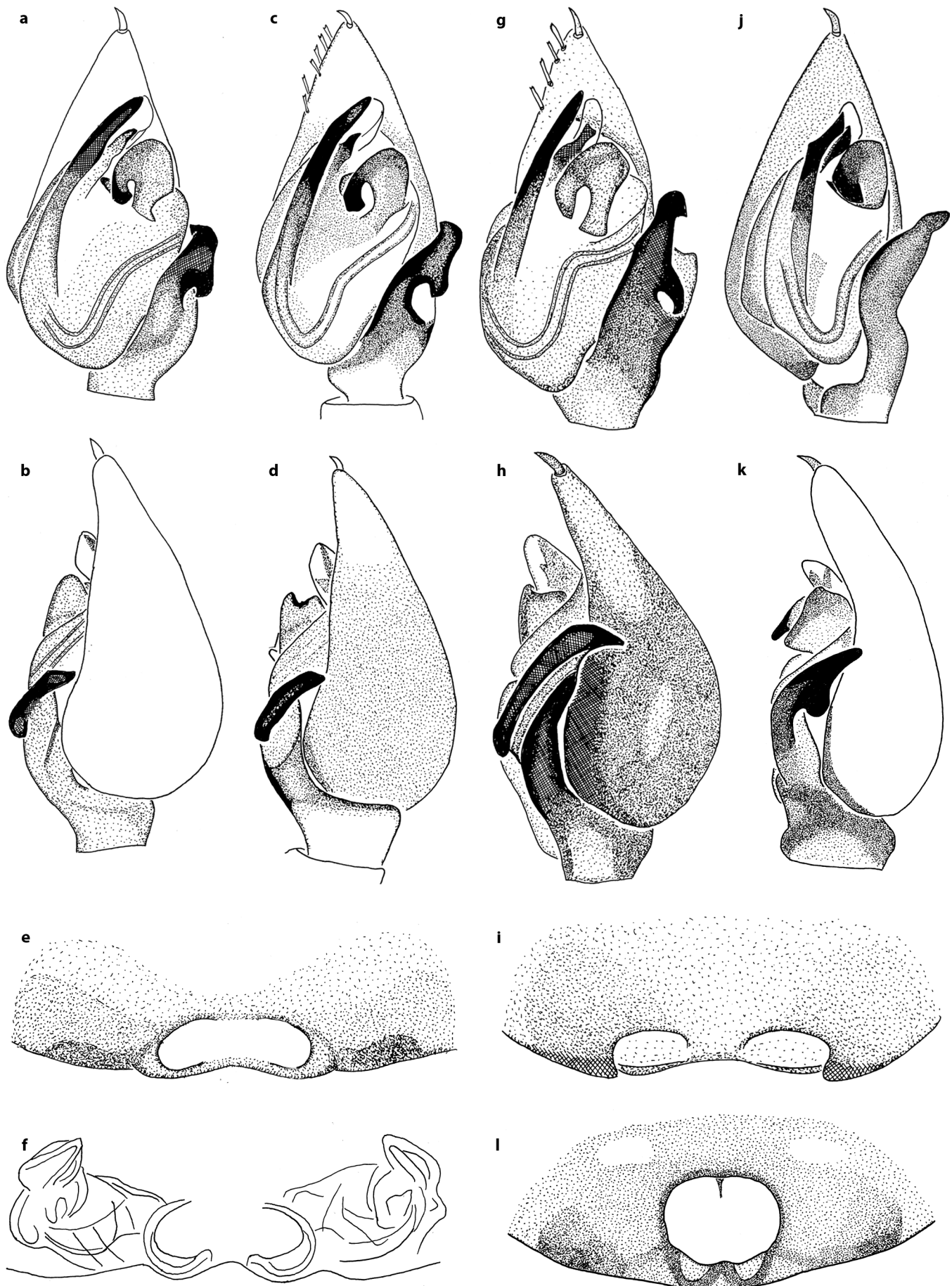
**Fig. 3a–m:** *Zodarion pseudonigriceps* Bosmans & Pantini **spec. nov.** **a.** Male holotype, dorsal view; **b.** Female paratype, dorsal view; **c.** Idem, ventral view; **d, e.** Male palp, ventral view (median apophysis expanded); **f, g.** Idem retrolateral view; **h.** Tip of embolus, ventral view; **i.** Median apophysis, ventral view (in unexpanded palp); **j, k.** Epigyne, ventral view; **l, m.** Vulva, dorsal view



**Type material.** Holotype ♂, 3 paratypes ♂♂, 3 paratypes ♀♀ from ITALY, Puglia, Bari, Valenzano N41°01'19" E16°53'15"), 122 m a.s.l., pitfalls in abandoned olive grove, 24.VIII.2010, P. Loverre leg. Deposition: MCSNB.

**Comparative material examined.** *Zodarion algiricum* (Lucas, 1846): ALGERIA: 3 ♂♂ (MNHN AR 1540). ALGERIA: Alger: El Harrach, jardin de l'Institut national d'Agronomie, 25 m, 24 ♂♂, 5 ♀♀, 25.I.–22.VI.1983, and 175 males 61 females, 16.V.1985–1.VI.1986, pitfalls in park, R. Bosmans leg. (CRB).

**Other material examined.** 3 ♂♂, misidentified as *Zodarion algiricum*, together with 3 ♂♂ of *Z. algiricum* (MNHN AR 1540); probably from Sicily (ITALY). ITALY: Puglia: Bari district, Valenzano, 124 m a.s.l. (N41°01'23" E16°54'19"), olive grove, 1 ♂, 2.VII.2003, R. Addante leg.; 3 ♀♀, 5.IX.2003, R. Addante leg.; 1 ♀, 5.IX.2003, R. Addante leg. (MCSNB); 1 ♂, 5.IX.2003, R. Addante leg. (MCSNB); 1 ♂, 7.VII.2010, P. Loverre leg.; 18 ♀♀ 10 ♂♂, 22.VII.2010, P. Loverre leg.; 2 ♂♂, 4.VIII.2010, P. Loverre leg.; 62 ♀♀ 42 ♂♂, 24.VIII.2010, P. Loverre leg.; 2 ♀♀, 7.IX.2010, P. Loverre leg.; 1 ♂, 18.I.2011,



**Fig. 4a–l:** a–f. *Zodarion valentii* Bosmans, Loverre & Addante *spec. nov.* a. Male palp of holotype, ventral view; b. Idem, retrolateral view; c. Male palp, ventral view (Col. Simon, probably from Sicily); d. Idem, retrolateral view; e. Epigyne of paratype, ventral view; f. Idem, vulva. g–i. *Zodarion affine* (Simon, 1870) (Spain); g. Male palp, ventral view; h. Idem, retrolateral view; i. Epigyne, ventral view. j–l. *Zodarion algiricum* (Lucas, 1846) (Algeria); j. Male palp, ventral view; k. Idem, retrolateral view; l. Epigyne, ventral view



P. Loverre leg.; 2 ♂♂, 17.II.2011, P. Loverre leg.; 8 ♀♀ 14 ♂♂, 24.III.2011, P. Loverre leg.; 4 ♀♀, 12 ♂♂, 7.IV.2011, P. Loverre leg.; 3 ♀♀, 2 ♂♂, 7.IV.2011, P. Loverre leg. (CSP); 7 ♀♀, 6 ♂♂, 20.IV.2011, P. Loverre leg.; 2 ♀♀, 1 ♂, 24.IV.2011, P. Loverre leg.; 7 ♀♀, 9 ♂♂, 11.V.2011, P. Loverre leg.; 5 ♀♀, 3 ♂♂, 27.V.2011, P. Loverre leg.; 6 ♀♀, 2 ♂♂, 10.VI.2011, P. Loverre leg. Bari district, Conversano, Gravina di Monsignore, 117 m a.s.l. (N41°00'31" E17°07'12"), Mediterranean scrub, 1 ♀, 22.II.2011, R. Addante leg.; 1 ♂, 5.V.2011, R. Addante leg.; 5 ♀♀, 2 ♂♂, 30.V.2011, R. Addante leg.; 2 ♂♂, 1.VIII.2011, R. Addante leg.; 3 ♀♀, 7.IX.2011, R. Addante leg. Bari district, Conversano, Sassano Lake, 194 m a.s.l. (N40°58'07" E17°05'50"), 1 ♀, 5.V.2011, R. Addante leg.; 1 ♂, 30.V.2011, R. Addante leg.; 1 ♀, 4.VII.2011, R. Addante leg. All the material was collected by pitfall traps and deposited in DiSSPA.

**Comments.** Studying the Simon collection in the MNHN, the first author examined a tube labelled '*Zodarium algiricum* Alger AR1540'. It contained material of two closely related species. The first species (three males) is identical to the abundant material of *Z. algiricum* collected by the first author near Alger (see: Comparative material examined). In the same tube, 3 other males are identical to the material collected by P. Loverre in Puglia. It is well known that Simon used to mix material from different localities in the same tube, so it can be assumed that these males are from Sicily, mentioned as a locality of *Z. algiricum* by Simon (1870). Other localities mentioned for *Z. algiricum* (Morocco, South Spain) must also be doubted.

The male palp and epigyne of *Z. algiricum* are quite different from the palp and epigyne of *Z. valentii*, as can be seen in Fig. 4j–l. A detailed redescription of *Z. algiricum* is in preparation. All existing figures of this species are erroneous.

**Etymology.** The specific name derives from the Latin name *Valentius*, referring to the village of Valenzano, in which the type specimens were collected.

**Diagnosis.** *Zodarium valentii* **spec. nov.** is closely related to *Z. affine* (Simon, 1870) from the south of Spain. Males differ by the longer tibial apophysis and the longer, oblique lateral groove in *Z. affine* (Fig. 4c–d versus 4g–h). Moreover, the length of the whole tibia, including tibial apophysis, is only half the length of cymbium, whereas in *Z. affine* it reaches about three quarters. Females differ by the sausage-shaped postero-median depression in the epigyne of *Z. valentii* (Fig. 4e), nearly separated into two depressions in *Z. affine* (Fig. 4i). The species is quite different from *Z. algiricum* (Fig. 4j–l).

**Description.** Measurements (n = 6): Male: Total length 2.2–3.0; prosoma 1.02–1.30 long 0.95–1.12 wide.

Colour: Prosoma yellowish clypeus and two oblique stripes converging towards the fovea grey; chelicerae sternum and legs pale yellowish; opisthosoma dorsally dark grey posterodorsally with three oval spots and one terminal whitish spot; venter also whitish.

Eyes: AM = 1 (0.1); AL = 0.9; PM = 0.45; PL = 0.8; a = 0.8; b = 0.55; c = 235; d = 0.7; MOQ: AW = 0.80 PW; L = 0.95 PW. Palp (Figs 4a–d, 5b–d): Tibia twice as long as wide with large apophysis separated from the basal part by an oblique groove; distal part with anterior and posterior knob in ventral view recurved in antero-lateral direction; median apophysis reversed U-shaped distal part more slender than basal part; embolus

straight terminally rounded at retrolateral side accompanied by a shorter tooth.

Epigyne (Figs 4e, 5e): With large, sausage-shaped postero-median depression.

Vulva (Fig. 4f): Median depression with two elongate pockets at postero-median corners; spermathecae separated by about 3 times their diameter; copulation ducts complicated.

**Phenology.** Adults were collected all through the year, including winter. Their number peaked in July.

**Distribution.** Italy (Puglia and Sicily).

#### New records of European *Zodarium* species

##### *Zodarium algarvense* Bosmans, 1994

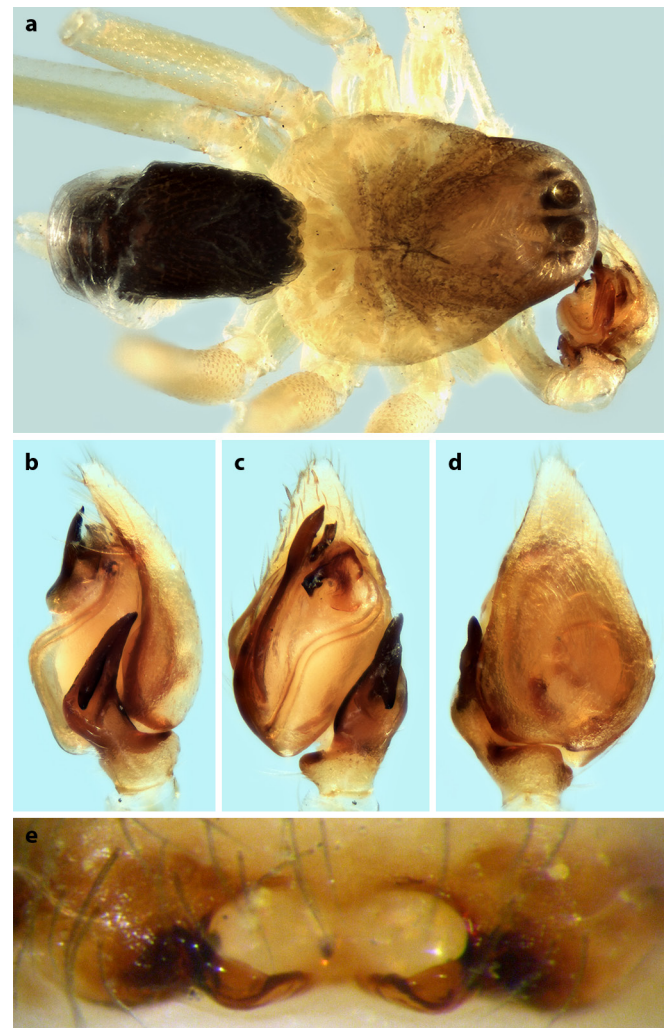
*Zodarium algarvense* Bosmans, 1994: 120, figs 10–12, 87–88 (descr. ♂, ♀).

**Material examined.** PORTUGAL: Setúbal: Alcochete NW, 37 ♂♂, 4 ♀♀, pitfalls in salt marsh, 14.–22.IV.2013, R. Bosmans leg. (CB).

**Distribution.** Until now only known from one locality in the Algarve in Portugal (Bosmans 1994), and here cited much more to the north from Setúbal.

##### *Zodarium arachnaio* Bosmans, 2009

*Zodarium arachnaio* Bosmans, 2009: 266, figs 128–129, 158–159 (descr. ♂, ♀).



**Fig. 5a–e:** *Zodarium valentii* Bosmans, Loverre & Addante **spec. nov.** a. Male holotype, dorsal view; b. Male palp, lateral view; c. Idem, ventral view; d. Idem, dorsal view; e. Epigyne, ventral view

**Material examined.** GREECE: Peloponnisos: Argolis: Achladokambos (N37°32'44" E22°31'10"), 1000 m, 1 ♀, under stones, 26.IV.2016 (CRB).

**Distribution.** Until now, only known from Argolida in the Peloponnisos. A second locality in the same region is presented.

***Zodarion aurora* Weiss, 1982** (Fig. 6a–b)

*Zodarion aurorae* Weiss, 1982: 77, figs 1–8, figs 10–12 (descr. ♂, ♀); Bosmans 2009: 229, figs 35–36, 62–63 (descr. ♂, ♀).

**Material examined.** ROMANIA: Tulcea: Letea, 1 ♂, 28.V.1998, P. J. van Helsdingen leg. (NBCL).

**Description of male palp.** The type material of this species was not available, so it could not be redescribed by Bosmans (2009). Furthermore, the male palp figured by Weiss (2002) was expanded, which does not facilitate a correct identification. A recently collected male allows us to present new figures of the male palp. The tibial apophysis is elongated, more than twice as long as wide, gradually narrowing with median bend; tegulum bulging, with rounded boss; median apophysis with wide base, distally with terminal and prolateral tooth (Fig. 6a).

**Distribution.** Until now the species was only known from Galati in the Moldavia province in Romania. It is here also cited in Letea in the Tulcea province in the Danube delta.

***Zodarion beroni* Komnenov & Chatzaki, 2016**

*Zodarion beroni* Komnenov & Chatzaki, in Komnenov et al., 2016: 41, figs 97–111 (descr. ♂, ♀).

**Material examined.** GREECE: Makedonia: Chalkidiki, Sithonia, Elia Nikitis, 1 ♂, pitfalls in *Pinus* forest with maquis,

12.VI.–6.VIII.2014, Kaltsas & Mettouris leg. (NMHC). Thessalia: Larissa, Delta Pineio, 1 ♂, pitfalls in *Platanus* forest, 18.VI.–9.VIII.2014, Kaltsas & Mettouris leg. (CRB).

**Distribution.** Until now, this species was only known from the Dadia National Park (Komnenov et al. 2016). A second and a third locality in the north of Greece are added here.

***Zodarion beticum* Denis, 1957**

*Zodarion beticum* Denis, 1957: 291, figs 15–16 (descr. ♂); Bosmans 1994: 129, figs 45–47, 107–108 (descr. ♂, ♀).

**Material examined.** SPAIN: Almería: Cabo de Gata, stones and litter in dunes, 2 ♀, 5.IV.1996; ditto, 4 ♂♂, 1 ♀, pitfalls in dunes, 15.IV.1999; Carboneras, 10m, stones in maquis near the beach, 2 ♀♀, 7.IV.1997, R. Bosmans leg. (CRB); Ruescas, 2 ♂♂, 9.IV.1998, 3 ♂♂, 1 ♀, 15.IV.1999, pitfalls in dunes, R. Bosmans leg. (CRB). Granada: Bubión, 1 ♀, 13.V.2001, K. De Smet leg. (CRB). Cabo de Gata, Ruescas, 2 ♂♂, 9.IV.1998, R. Bosmans leg. (CRB);

**Distribution.** Only known from Spain from Almería and Granada, and recollected in these two provinces.

***Zodarion caporiaccoi* Roewer, 1942**

*Zodarion denisi* Caporiacco, 1940: 12, fig. 2 (descr. ♂, preoccupied name).

*Zodarion caporiaccoi* Roewer, 1942: 366 (replacement name); Bosmans 1997: 281, figs 49–52 109–110 (descr. ♂, ♀).

**Material examined.** ITALY: Abruzzo: Teramo: Roseto degli Abruzzi, Parco della Tenuta Mazzarosa 27♂♂, 11 ♀♀, 11.VI.–4.VII.2007, pitfalls, R. Fabbri leg. (MCSNB); Roseto degli Abruzzi, loc. Mazzarosa, torrente Borsacchio, 1 ♂, 1 ♀, 11.VI.–14.VII.2007, 2 ♂♂, 3 ♀♀, 4.VII.–30.VIII.2007, pitfalls, R. Fabbri leg. (MCSNB). Toscana: Firenze: Near Londa, 1 ♀, river meadow, 11.IV.2006, A. Schönhofer leg. (SMF).

**Distribution.** Known only from Italy, from the provinces Abruzzo and Veneto (Bosmans 1997). The species is recorded for the first time in Toscana.

***Zodarion costablancae* Bosmans, 1994**

*Zodarion costablancae* Bosmans, 1994: 135, figs 74–76, 127–128 (descr. ♂, ♀).

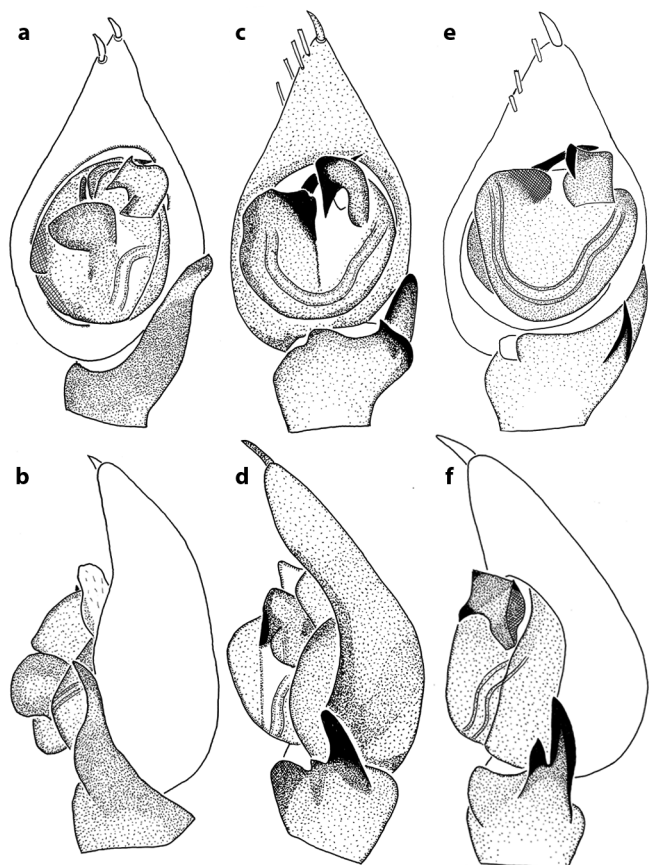
**Material examined.** SPAIN: Alicante: Sierra de Aitana, Par-tagad, 1 ♂, M. Perez leg. (CRB). Tarragona: L'Ampolla, Cap Roig, stones in olive grove, 1 ♀, 6.VIII.2000, R. Bosmans leg. (CRB). Valencia: Bellús N., 1 ♂, 2 ♀♀, around water pools in dry river bed, 7.IV.1999, R. Bosmans leg. (CRB); Devesa del Saler, 1 ♂, 1 ♀, 3.VI.2004, S. Montagud leg. (CRB).

**Distribution.** Until now, the species was only known from the Costa Brava in Alicante, Spain. The distribution area of *Zodarion costablancae* is here extended to the north by records in the provinces Tarragona and Valencia. It was erroneously cited from Coimbra in Portugal (Crespo 2008); these specimens appeared to be a new species, *Zodarion costapratae* Pekár, 2011 (Pekár et al. 2011).

***Zodarion costapratae* Pekár, 2011**

*Zodarion costapratae* Pekár, 2011, in Pekár et al., 2011: 24, figs 7–10 (descr. ♂, ♀).

**Material examined.** PORTUGAL: Vila Real: Ponte de Olo S., 1 ♂, litter at border of *Quercus* forest along Rio Olo, 10.V.2017, R. Bosmans leg. (CRB).



**Fig. 6a–f:** a–b: *Zodarion aurorae* Weiss, 1982. a. Male palp, ventral view; b. Idem, retrolateral view. c–f: *Z. isabellinum* (Simon, 1870). c. Male palp, ventral view; d. Idem, retrolateral view; e. Male palp (abnormal form), ventral view; f. Idem, retrolateral view

**Distribution.** Previously only known from the Coimbra district, here first cited from mountainous areas in the north east of Portugal.

***Zodarium diatretum* Denis, 1935**

*Zodarium diatretum* Denis, 1935a: 66, figs 11–12, 16 (descr. ♂, non ♀ = *Z. pseudoelegans*).

*Zodarium diatretum*; Bosmans 1997: 127, figs 36–38, 101–102, 137 (descr. ♂, ♀).

**Material examined.** SPAIN: Murcia: Alhama de Murcia W., Sierra de la Espuña, 3 ♂♂, 1 subadult ♀, at night in open *Pinus* forest, 4.IV.2010, S. Huber & A. Schönhofer leg. (SMF); between Mazarrón and La Pinilla; 3 ♂♂, 3 ♀♀, 30.X.1999, J. Van Keer leg. (CRB).

**Distribution.** This species occurs in Almería and Murcia and there are some doubtful citations from Alicante and Tarragona (Bosmans 1997). Two new localities in Murcia are added here.

***Zodarium elegans* (Simon, 1873)**

*Enyo elegans* Simon, 1873: 56 (descr. ♂ ♀).

*Zodarium elegans*; Bosmans 1997: 267, figs 1–3, 77–78 (descr. ♂, ♀).

**Material examined.** ITALY: Abruzzo: Teramo: Roseto degli Abruzzi, Parco della Tenuta Mazzarosa 11 ♂♂, 25 ♀♀, 4.VII.–30.VII.2007, pitfalls, R. Fabbri leg. (MCSNB); Puglia: Foggia: Mattinata Lido, 1 ♂, stones in camping site, 9.VI.2002, R. Bosmans leg. (CRB). Toscana: Livorno: Isola di Pianosa, 1 ♀, 21.IX.1955 (SMF), 3 ♂♂, 7 ♀♀, 13.VI.1966, P. Tongiorgi leg. (MCSNB). Sardinia: Nuoro: Siniscola, Santa Lucia, 1 ♀, pitfalls in *Pinus* forest, 19.–26.IV.2003, F. Magnati, P. Pantini leg. (MCSNB); Oristano: Cabras W., Punta is Arutas, 1 ♀, in *Quercus* litter, 14.IV.2014 (CRB). SPAIN: Balearic Islands: Menorca: Es Castell, Cala San Esteban, 2 ♂♂, 1 subadult ♂, 30.X.1970, D. J. Clark leg. (BMNH).

**Distribution.** NE Spain, SE France, Corsica, Italy, Croatia and Tunisia. Firstly recorded here on the Balearic Islands from Menorca.

***Zodarium emarginatum* (Simon, 1873)**

*Enyo emarginata* Simon, 1873: 61 (descr. ♂, ♀).

*Zodarium emarginatum*; Bosmans 1997: 276, figs 20–21 (descr. ♂); Bosmans 2009: 221 (descr. ♂).

**Material examined.** GREECE: Peloponnisos: Achaia: Kalogria, 2 ♂♂, pitfalls in closed dunes, III.2006, Anastasiou leg. (NHMC); Oros Panachaiko, 3 ♂♂, 7.VI.–13.VI.2006, Anastasiou leg. (CRB, NHMC). ITALY: Sardinia: Olbia-Tempio: Marazzino, 1 ♂, pitfalls in cherry orchard, 23.V.2007, ISE leg. (MCSNB).

**Distribution.** The south of France, Corsica, Malta and Greece. This is the second record in Sardinia and Italy.

***Zodarium evvoia* Bosmans, 2009**

*Zodarium evvoia* Bosmans 2009: 267, figs 130–131 (descr. ♂).

**Material examined.** GREECE: Thessalia: Magnisia: Portaria, 2 ♂♂, pitfalls in phrygana, 24.IV.–28.VI.2014, Kaltzas leg. (CRB).

**Distribution.** This species was only known from the island Evvoia and is cited here also in Thessalia. It is the second locality for the species.

**Distribution.** This species is known from Continental Greece and the south of Bulgaria.

***Zodarium frenatum* Simon, 1884**

*Zodarium frenatum* Simon 1884: 336 (descr. ♂).

*Zodarium frenatum*; Bosmans 1997: 271, figs 12–13, 85–86 (descr. ♂, ♀); Bosmans 2009: 286, figs 192–193, 198–199 (descr. ♂, ♀).

**Material examined.** GREECE: Attiki: Methana, Kaimeni Chora NE (N37°36'38" E23°20'23"), 350 m, 1 ♀, grassland and hedges, 22.IV.2016 (CRB). Makedonia: Kozani: 6.5 km S. Siatista, 1 ♀, pitfalls, 2.VII.2014, Anastasiou leg. (NHMC). Peloponnisos: Arkadia: Kriovrissi SE, Profitis Ilias chapel (N36°35'51" E22°58'52"), 480 m 1 ♀, stones in small *Quercus* forest, 24.IV.2016 (CRB). Sterea Elada: Aitolokarnania: Styliia, 2 ♀♀, 28.III.2006, A. Schönhofer leg. (SMF). Thraiki: Evros: Kelemppek Mts, near Neda, 1 ♀, 7.V.1968, O. van Helsen leg. (SMF). ITALY: Campania: Salerno: Contursi Terme, fiume Sele, 100 m, 1 ♂, 2.VIII.2000, M. Valle leg. (MCSNB).

**Distribution.** Italy, Bulgaria, Greece, Albania, Macedonia and Turkey. A common species all over Greece.

***Zodarium germanicum* (C. L. Koch, 1837)**

*Lucia germanica* C. L. Koch, 1837: 20 (descr. ♂, ♀).

*Zodarium germanicum*; Bosmans, 2009: 273, figs 16–17, 87–88, map 2.

**Material examined.** HUNGARY: Tolna: Simontornya, 1 ♂, C. Roewer leg. (SMF).

**Distribution.** Central Europe.

***Zodarium gracilitibiale* Denis, 1933**

*Zodarium gracilitibiale* Denis, 1933: 270, figs 107 (descr. ♂); Bosmans 1997: 270, figs 4–5 (descr. ♂); Dierkens 2011: 86, figs 1–2 (descr. ♀).

**Material examined.** ITALY: Puglia: Bari, Valenzano, 115 m, 4 ♂♂, 4 ♀♀, pitfall traps in olive grove, 24.VIII.2010, R. Addante leg. (MCSNB, CRB).

**Distribution.** The male was described from the Var Department in France (Denis 1933), and redescribed by Bosmans (1997). The female was first discovered by Dierkens (2011) from the nearby Bouches du Rhone department. It is here cited for the first time in Puglia, Italy.

***Zodarium graecum* (C. L. Koch, 1843)**

*Enyo graeca* C. L. Koch, 1843: 811 (descr. ♀).

*Zodarium graecum*; Bosmans, 2009: 261, figs 124–125, 154–155 (descr. ♂, ♀).

**Material examined.** CROATIA: Splitko-Dalmatinska: Blokovo, Best, 1 ♀, stones in grassland, 5.IX.2009, A. Schönhofer leg. (SMF). GREECE: Attiki: Oros Parnitha, 20 ♂♂, 14 ♀♀, pitfalls, 3.V.–6.IX.2005, Anastasiou leg. (NHMC). Makedonia: Grevena: Anoixi, 10 ♂♂, 1 ♀, pitfalls, 17.VI.–8.VIII.2014, Anastasiou leg. (NHMC). Kozani: Siatista, 6.5 km SE, 1 ♀, pitfalls, 29.VI.–4.VII.2014, Anastasiou leg. (NHMC). Thessaloniki: Lake Koronia, 2 ♀♀, pitfalls, 28.VI.–26.VII.2012, Navarrete leg. (NHMC). Peloponnisos: Achaia: Kalogria, 14 ♂♂, 12 ♀♀, pitfalls, V.–VIII.2006, Anastasiou leg. (NHMC); Oros Erimanthos, 1600m, 2 ♂♂, 2 ♀♀, pitfalls, without date, Anastasiou leg. (NHMC); Oros Panachaiko, 3 ♂♂, 1 ♀, pitfalls, 7.VI.–4.VIII.2008, Anastasiou leg. (NHMC). Argolis: Epidavros ruins, 330 m, 1 ♂, stones in *Pinus* forest 21.IV.2016 (CRB). Arkadia: Kriovrissi, SE Profitis Ilias chapel, 480 m, 1 ♂ stones in small *Quercus* forest, 24.IV.2016 (CRB); Me-



galopoli, 1 ♀, pitfalls, 28.VI.–12.VII.2009, Anastasiou leg. (NHMC); Oros Chelmos, 5 ♂♂, pitfalls, 7.–20.VI.2008, Anastasiou leg. (NHMC); Oros Mainalo, 1600m, 2 ♂♂, 1 ♀, pitfalls, 3.VII.–4.VIII.1996, Anastasiou leg. (NHMC). Ileia: Lapithas, 1 ♀, pitfalls, 1.–15.VI.2009, Anastasiou leg. (NHMC). Lakonia: Oros Taigetos, 6 ♀♀, pitfalls, 6.VII.1997, Anastasiou leg. (NHMC). Sterea Elada: Aitolio-Akarnania: Acheloos, 1 ♀, pitfalls, 9.IV.–5.VI.2014, Anastasiou leg. (NHMC). Thessalia: Magnisia: Agios Onoufrios, 16 ♂♂, 1 ♀, pitfalls, 23.IV.–28.VI.2014, Anastasiou leg. (NHMC); Kouri, 7 ♂♂, 2 ♀♀, pitfalls, 28.VI.–2.VII.2009, Anastasiou leg. (NHMC); Mikrothives, 5 ♂♂, 5 ♀♀, pitfalls, 23.IV.–29.VI.2014, Anastasiou leg. (NHMC).

**Distribution.** SE Europe, Lebanon and Israel. One of the commonest *Zodarion* species in Greece.

#### *Zodarion granulatum* Kulczyński, 1908

*Zodarion granulatum* Kulczyński 1908: 59 pl. 2, figs 4, 10 (descr. ♂); Bosmans 2009: 275, figs 170–171, 178–179 (descr. ♂, ♀).

**Material examined.** GREECE: Attiki: Methana, Kaimeni Chora (N37°37'2" E23°19'35"), 200 m litter and stones in *Pinus* forest, 22.IV.2016 (CRB). Crete: Chania: Lefka Ori; 800 m, 1 ♀, 8.VI.1991 (NHMC). Lasithi: Kefalovrissi spring, Kalamafka, 1 ♀, sieving litter, 30.III.2007, A. Schönhofer leg. (SMF). Peloponnisos: Arkadia: Kriovrissi SE, Profitis Ilias chapel (N36°35'51" E22°58'52"), 480 m, 1 ♀, stones in small *Quercus* forest, 24.IV.2016 (CRB).

**Distribution.** Greece, Turkey, Cyprus, Lebanon and Israel.

#### *Zodarion hamatum* Wiehle, 1964

*Zodarion hamatum* Wiehle, 1964: 641 (descr. ♂); Wunderlich 1980: 116 (descr. ♀); Bosmans 1997: 283, figs 53–56, 111–112 (descr. ♂, ♀).

**Material examined.** ITALY: Friuli Venezia Giulia: Udine: Drenchia, Paciuch, 370 m, 1 ♀, 25.V.1996, P. Pantini, M. Valle leg. (MCSNB). Toscana: Firenze: Near Londa, 1 ♀, river meadow, 11.IV.2006, A. Schönhofer leg. (SMF). Veneto: Padova: Teolo, San Rocco, 140 m, 2 ♀♀, pitfalls in *Fagus* forest, 27.III.–12.VI.2003 (MCSNB).

**Distribution.** N Italy, Slovenia, Croatia.

#### *Zodarion hauseri* Brignoli, 1984

*Zodarion hauseri* Brignoli, 1984: 312, figs 40 (descr. ♀); Bosmans 2009: 251, figs 92–95, 144–145 (descr. ♂, ♀).

**Material examined.** GREECE: Attiki: Athens, Akropolis, 2 ♀♀, VI.1926, Roewer leg. (SMF). Makedonia: Florina: Prespes, 9 km SW Agios Germanos, 3 ♂♂, pitfall traps in oak forest, 24.VI.–29.VI.2014, Nentwig coll. and leg. (CRB, NHMC). Grevena: Anoixi, 1 ♀, pitfalls in oak forest, 17.VI.–8.VIII, Kaltsas & Mettouris leg. (CRB). Thessaloniki: Lake Koronia, 1 ♀, pitfalls in shrub pasture, 28.VI.–23.VII.2012, Navarrete leg. (NHMC).

**Distribution.** Continental Greece, Macedonia and recently also in Bulgaria (Naumova et al. 2017). New Greek records in Attiki and Macedonia are added.

#### *Zodarion isabellinum* (Simon, 1870) (Fig. 6c–f)

*Enyo isabellina* Simon, 1870: 104 (descr. ♂).  
*Zodarion isabellinum*; Bosmans 1994: 136, figs 77–78, 129–130 (descr. ♂, ♀).

**Material examined.** SPAIN: 1 ♂, labelled 'Spanien, coll. Franz, sp. 961', and 1 ♀, 1 subadult labelled 'Spanien, coll. Franz, sp. 658', without further information (SMF). Cádiz: Medina Sidonia NW, 150 m, 1 ♂, stones in grassland, 3.IV.1997, R. Bosmans leg. (CRB). Málaga: El Churro, 1 ♂, stones along rivulet, 10.IV.1999, R. Bosmans leg. (CRB); Periana, Cortijo Blanco, 1 ♀, under stones in rough grassland, 21.X.1993 (CAR-S); Valle de Abdallajís, pitfalls in degraded *Quercus suber* forest, 1 ♂, 15.IV.1999, R. Bosmans leg. (CRB).

**Comments.** The first author examined two tubes present in the SMF with an unidentified male and female from an unknown locality in Spain ('sp. 961, male, sp. 658, female'). The male palpal bulb is identical to the one of *Z. isabellinum*, but the tibia has a strange supplementary basal tooth on the apophysis (cfr. Fig. 6c–d, compared with Fig. 6e–f). Until further material is discovered, and also because the exact locality is unknown, this is considered an abnormality in the male palp.

**Distribution.** In Spain known from the southern provinces Alicante, Cádiz, Granada and Málaga. The new records are within the known distribution area of the species.

#### *Zodarion italicum* (Canestrini, 1868)

*Enyo italica* Canestrini, 1868: 196 (descr. ♀).  
*Zodarion italicum*; Bosmans 1994: 284, figs 57–60, 113–114, map 11 (descr. ♂, ♀).

**Material examined.** BELGIUM: Oost-Vlaanderen: Gent Dampoort, 16 ♂♂, 8 ♀♀, pitfalls along railroad slope, 19.IV.–1.VIII.2006, R. Bosmans leg. (CRB). GERMANY: Baden-Württemberg: Kaiserstuhl, 1 ♀, sieving litter in *Fagus* forest, 7.X.2005, J. Martens & A. Schönhofer leg. (SMF). ITALY: Emilia Romagna: Ferrara: Mesola, Bosco della Fasanara, 2 ♂♂, pitfalls in *Quercus* forest, 23.V.–16.VI.2013, R. Fabbri leg. (MCSNB); Mesola Bosco della Mesola, Parco Duchessa 2 ♂♂, pitfalls in *Quercus* forest, 23.V.–16.VI.2013, R. Fabbri leg. (MCSNB). Parma: Bedonia, Passo di Montevacà, 800 m, 2 ♂♂, pitfalls, IX.1991.–V.1992, G. Buttarelli, R. Cerbino, P. Pantini, M. Valle leg. (MCSNB); Ravenna: Mezzano vasche dell'ex zuccherificio, 28 ♂♂, 10 ♀♀, pitfalls, 27.V.–3.VII.2006 R. Fabbri, Pezzi leg. (MCSNB). Lombardia: Brescia: Erbusco, Montorfano N side, 300 m, 1 ♂, pitfalls, 2.–29.IV.2010, W. Zucchelli leg. (MCSNB); Cologne, Montorfano 1 ♀, 5.V.2012, P. Pantini, L. Vergani leg. (MCSNB).

**Distribution.** France, Great Britain, Belgium, Germany, Switzerland, Austria, Italy, Slovenia and Croatia.

#### *Zodarion jozefienae* Bosmans, 1994

*Zodarion jozefienae* Bosmans, 1994: 120, figs 7–9 (descr. ♂ not ♀, = *Z. styliferum*); Pekár, Cardoso & Meierrose, 2003: 391, figs 8, 13–14, 23, 31 (descr. ♂, ♀).

**Material examined.** SPAIN: Cáceres: Torrejón el Rubio, 1 ♂, 2 ♀♀, pitfalls, 7.VIII.1996, U. Stengele leg. (CRB); Talaván, Finca el Baldio, 11 ♂♂, 19 ♀♀, pitfalls, 7.VIII.1996, U. Stengele leg. (CRB).

**Distribution.** Described from Faro in Portugal and Huelva in Spain (Bosmans 1994), later cited by Pekár et al. (2003) from Beja and Évora in Portugal. From Spain further cited from Toledo (Morano 2001), Ciudad Real (Barriga et al. 2006) and Málaga (Lecigne 2012).

**Zodarium konradi Bosmans, 2009**

*Zodarium konradi* Bosmans, 2009: 268, figs 132–133, 160–161 (descr. ♂, ♀).

**Material examined.** GREECE: Attiki: Oros Parnitha, 13 ♂♂, 10 ♀♀, pitfalls, 3.V.–10.VIII.2005, Anastasiou leg. (NHMC). Peloponnisos: Arkadia: Megalopoli, 32 ♂♂, 10 ♀♀, pitfalls, 1.VI.–12.VII.2009, Anastasiou leg. (NHMC). Ileia: Lapithas, 1 ♀, pitfalls, 28.VI.–12.VII.2009, Anastasiou leg. (NHMC). Korinthia: Sofiko NW, 420 m (N37°48'30" E23°1'47"), in litter near church yard, 21.IV.2016 (CRB). Messinia: Oros Taigetos, 2 ♂♂, 6 ♀♀, pitfalls, 1.VI.–28.VI.2005, Anastasiou leg. (NHMC).

**Distribution.** Only known from Greece.

**Zodarium machadoi Denis, 1939**

*Zodarium machadoi* Denis, 1939: 90, figs 1–4 (descr. ♂, ♀); Bosmans 1994: 135, figs 71–73, 125–126 (descr. ♂, ♀).

**Material examined.** PORTUGAL: Lisbon: Abelheira, Mosquiara da Cima, 1 ♂, 1 ♀, 17.V.2001, G. Telfer leg. (CRB). Viana do Castelo: Britelo NW, 160 m, 1 ♂, 1 ♀, litter at edge of *Quercus* forest, 4.V.2017, R. Bosmans leg. (CRB). SPAIN: Pontevedra: Puerto de Fuentefría, 1 ♀, litter in *Pinus* forest, 13.VI.1994, R. Bosmans leg. (CRB).

**Distribution.** In Portugal, this species was known from the districts Braga, Porto, Viana do Castelo and the Azores, in Spain from Alicante, Madrid, Santander and Vila Real. The species is recorded for the first time in the districts Lisbon in Portugal and Pontevedra in Spain.

**Zodarium maculatum (Simon, 1870)**

*Enyo maculata* Simon, 1870: 146 (descr. ♀).

*Zodarium maculatum*; Denis 1935b: 67, figs 79–80 (descr. ♂, ♀); Bosmans 1994: 127, figs 39–41, 103–104 (descr. ♂, ♀).

**Material examined.** PORTUGAL: Faro: Salema, Boca do Rio, 1 ♂, 7 ♀♀, stones in ruins, 14.II.2006, R. Bosmans leg. (CRB); Burgau, 1 ♂, stones bordering fields, 15.II.2006, R. Bosmans leg. (CB). SPAIN: Alicante: Crevilente, 2 ♀♀, stones in wasteland, 8.IV.1998, R. Bosmans leg. (CRB). Balearic Islands: Ibiza: Sant Carles de Peralta E., Cala Boix, 15 m, 1 ♀, sieving litter in *Pinus* forest, 15.IV.2018, R. Bosmans leg. (CRB).

**Distribution.** In Portugal known from Faro, Évora, Lisbon and Setúbal (Bosmans 1994; Pekár et al. 2011), in Spain from Alicante, Almería, Cádiz and Málaga (Bosmans 1994) and one record more in the north in Zaragoza (Melic 2000). The species is new to Ibiza and the Balearic Islands, the other new records all fall within its known distribution area.

**Zodarium merlijni Bosmans, 1994**

*Zodarium merlijni* Bosmans, 1994: 127, figs 33–35 (descr. ♂); Pekár et al. 2003, figs 24, 32 (descr. ♀).

**Material examined.** SPAIN: Sevilla: El Ronquillo, 200 m, 3 ♀♀, stones in grassland, 6.IV.1994, R. Bosmans leg. (CRB). Huelva: Valverde del Camino, 270 m, 4 ♀♀, stones in *Eucalyptus plantation*, 2.IV.1997, R. Bosmans leg. (CRB).

**Distribution.** Originally described from Huelva in Spain, later also cited from Beja and Évora in Portugal (Pekár et al. 2003, Pekár & Cardoso 2005, Pekár et al. 2011). A new record in the Spanish province Sevilla is presented.

**Zodarium minutum Bosmans, 2009**

*Zodarium minutum* Bosmans, 2009: 132, figs 63–64, 119–120, 142 (descr. ♂, ♀).

**Material examined.** SPAIN: Almería: Cabo de Gata, 2 ♂♂, 4 ♀♀, litter in tamarisk marsh, 9.IV.1998, R. Bosmans leg. (CRB). Balearic Islands: Ibiza: Ses Salines, 1 ♂, pitfalls in salt marsh, 15.IV.2018, R. Bosmans leg. (CRB).

**Distribution.** This species is only known from Spain (Almería, Málaga, Murcia and Mallorca). The species is new for Ibiza and a second locality in Almería is given.

**Zodarium modestum (Simon, 1870)**

*Enyo modesta* Simon, 1870: 145 (descr. ♂).

*Zodarium modestum*; Denis 1933: 555 (descr. ♂, ♀); Bosmans 1994: 136, figs 79–80, 131–132 (descr. ♂, ♀).

**Material examined.** SPAIN: Cádiz: San Roque Torre Guadiano, 1 ♂, 1 ♀, on slopes to the coast, 4.IV.1997, R. Bosmans leg. (CRB). Granada: Atalbéitar near Pitres, 1 ♀, under stones in garden, 11.IX.2010 (CAR-S); between Atalbéitar and Buzquistar, 1 ♂, under stones along path, 11.IX.2010 (CAR-S); Bubión, 1 ♂, K. De Smet leg. (CRB). Málaga: Valle de Abdalajís, 425 m, 25 ♂♂, 10 ♀♀, pitfalls in degraded *Quercus suber* forest, 10.IV.1997, R. Bosmans leg. (CRB).

**Distribution.** The species is currently known from the Spanish provinces Almería, Cádiz, Málaga, Murcia and Sevilla. New records are given in Cádiz, Granada and Málaga.

**Zodarium morosum Denis, 1935**

*Zodarium morosum*; Denis 1935b: 78, figs 22–24 (descr. ♂, ♀); Bosmans 2009: 236, figs 20–22, 54–55 (descr. ♂, ♀).

**Material examined.** GREECE: Ipeiros: Ioannina: hill of Perama cave, 1 ♀, 12.VIII.2009, S. Huber & A. Schönhofer leg. (SMF). Makedonia: Chalkidiki: Sithonia, Elia Nikitis, 1 ♂, 12.VI.–6.VIII.2014, pitfalls, Anastasiou leg. (NHMC). Florina: Agios Germanos, 1 ♂, 1 ♀, pitfalls, 24.VI.–29.VI.2014, Anastasiou leg. (NHMC); Prespes, 2 ♂♂, ♀♀, pitfalls, 26.VI.2014, Anastasiou leg. (NHMC); Kozani: Aiani 2.5 km NW, pitfalls, 2.VII.2014, Anastasiou leg. (NHMN); Siatista 6.5 km SE, 1 ♂, pitfalls, 29.VI.–4.VII.2014, Anastasiou leg. (NHMC). Thessalia: Larisa: Tempe Valley, 1 ♂, *Platanus* forest, 21.III.1963, Kinzelbach leg. (SMF). Thraki: Evros: near Maronia, 1 ♀, under stones, 18.VIII.2009, S. Huber & A. Schönhofer leg. (SMF); Dioni, 1 ♀, dry stream valley, 18.VIII.2009, S. Huber & A. Schönhofer leg. (SMF).

**Distribution.** Bulgaria, Greece, Albania, Macedonia, Turkey and Ukraine.

**Zodarium murphyorum Bosmans, 1994**

*Zodarium murphyorum* Bosmans, 1994: 129, figs 42–44, 105–106 (descr. ♂, ♀).

**Material examined.** SPAIN: Almería: El Pozo de los Frailes (N36°47'17" W02°06'48"), 70 m, night catch, 19.X.2017, S. Huber leg. (CRB).

**Distribution.** Until now only known from the Spanish province Almería.

**Zodarium musarum Brignoli, 1984**

*Zodarium musarum* Brignoli, 1984: 315, figs 48–49 (descr. ♂); Bosmans 2009: 230, figs 40–43, 66–67 (descr. ♂, ♀).

**Material examined.** GREECE: Attiki: Oros Parnitha, 78 ♂♂, 41 ♀♀, pitfalls, 3.V.–24.VIII.2005, Anastasiou leg. (NHMC). Makedonia: Grevena: Anoixi, 10 ♂♂, 12 ♀♀, pitfalls in oak forest, 17.VI.–8.VIII.2014, Anastasiou leg. (NHMN); Zakas 3.2 km E., 1 ♂, pitfalls, 1.VI.–15.VII.2014, Anastasiou leg.

(NHMC). Peloponnisos: Achaia: Oros Chelmos, 27 ♂♂, 7 ♀♀, 10.VII.–2.VII.1998, 70 ♂♂, 4 ♀♀, 7.VI.–4.VII.2008, pitfalls, Anastasiou leg. (NHMC), Oros Panachaiko, 11 ♂♂, 4 ♀♀, pitfalls, 7.VI.–4.VIII.2008, Anastasiou leg. (NHMC). Arkadia: Mainalo E., 93 ♂♂, 11 ♀♀, pitfalls, 6.VI.–1.VIII.2008, Anastasiou leg. (NHMC); Mainalo W., 4 ♂♂, 4 ♀♀, pitfalls, 6.VI.–19.VII.2008, Anastasiou leg. (NHMC); Megalopoli, 299 ♂♂, 55 ♀♀, pitfalls, 1.VI.–15.VI.2009, Anastasiou leg. (NHMC). Ilea: Lapithas, 37 ♂♂, 4 ♀♀, pitfalls, 15.VI.–28.VI.2009, Anastasiou leg. (NHMC); Messinia: Taigetos, 55 ♂♂, 18 ♀♀, pitfalls, 1.VI.–22.VII.2009, Anastasiou leg. (NHMC). Thessalia: Magnisia: Afetai, 1 ♂, 1 ♀, pitfalls, 24.IV.–29.VI.2014, Anastasiou leg. (NHMC); Portaria, 1 ♀, pitfalls, 24.VI.–28.VI.2014, Anastasiou leg. (NHMC).

**Distribution.** Greece. The species is very abundant in the highlands of the Peloponnisos.

#### *Zodarion noordami* Bosmans, 2009

*Zodarion noordami* Bosmans, 2009: 256, figs 104–107, 148–149 (descr. ♂, ♀).

**Material examined.** GREECE: Peloponnisos: Achaia: Kalgria, 1 ♂, pitfalls in oak forest, V.2006, 1 ♂, pitfalls in pine forest, VI.2006, Anastasiou leg. (NHMC & CRB).

**Distribution.** Until now, this species was only known from its type locality in Fokida, Sterea Ellada in Greece (Bosmans 2009). The species appears to occur also in the Peloponnisos.

#### *Zodarion obridense* Wunderlich, 1973

*Zodarion obridense* Wunderlich, 1973, figs 11–13 (descr. ♂); Lazarov 2007: 133 (descr. ♂, ♀); Bosmans 2009: 256, figs 108–111, 150–151 (descr. ♂, ♀).

**Material examined.** GREECE: Peloponnisos: Achaia: Oros Erimanthos, 1600 m, 31 ♂♂, pitfalls, 11.VII.–11.X. 1997, Anastasiou leg. (CRB, NHMC).

**Distribution.** This species is known from Bulgaria, Croatia, Macedonia, the north of Greece (Bosmans 2009) and the Czech Republic (Krejčí et al. 2017). The new locality in the Peloponnisos expands its distribution in Greece far to the south.

#### *Zodarion pseudoelegans* Denis, 1933

*Zodarion marginiceps pseudoelegans* Denis, 1933: 555 (descr. ♂, ♀).

*Zodarion pseudoelegans*; Bosmans 1994: 124, figs 22–26, 95–96 (elevated to species rank).

**Material examined.** SPAIN: Barcelona: El Bruc, 350 m, 1 ♂, stones in maquis, 9.IV.1997, R. Bosmans leg. (CRB); Sant Pere de Riudebitlles, 1 ♀, stones bordering fields, 3.VIII.2000, R. Bosmans leg. (CRB); Sant Quint de Mediona, 330 m, 1 ♀, stones bordering fields, 4.VIII.2000, R. Bosmans leg. (CRB). Castellon: L'Alcra N., 30.V.2010, 2 ♀♀, stones at wall, S. Huber & A. Schönhofer leg. (SMF). Girona: La Jonquera, 110 m, stones in maquis, 1 ♀, 9.IV.1997, R. Bosmans leg. (CRB).

**Distribution.** Known from Barcelona, Girona, Huesca and Tarragona in Spain and the neighbouring Pyrénées Orientales in France. New localities in Barcelona and Girona are added here.

#### *Zodarion pusio* Simon, 1914

*Zodarion pusio* Simon, 1914: 229, 235 (descr. ♂, non ♀); Bosmans 1997: 274, figs 18–19, 89–90 (descr. ♂, ♀).

**Material examined.** ITALY: Sardinia: Tottubella SW., 50 m, 5 ♂♂, 23 ♀♀, pitfalls in *Cistus* maquis, 12.–19.IV.2014, R. Bosmans leg. (CRB).

**Distribution.** Coastal areas of France, Italy, Croatia and Bosnia and Herzegovina.

#### *Zodarion rubidum* Simon, 1914

*Zodarion rubidum* Simon, 1914: 233 (descr. ♂, ♀); Bosmans 1997: 277, figs 30–32, 95–96, 101–102 (descr. ♂, ♀).

**Material examined.** CZECH REPUBLIC: Znojmo: near Znojmo catacombs, 1 ♂, under stones, 26.VIII.2015 R. Bosmans leg. (CRB). ITALY: Lombardia: Bergamo: Sorisole, Gres, 1 ♀, 5.IX.1998, Maretti leg. (MCSNB). SPAIN: Girona: Collado d'Ares, 1 ♀, 2.VIII.2000, R. Bosmans leg. (CRB).

**Distribution.** *Zodarion rubidum* is one of the spider species that enlarged its distribution area considerably recently. Only in 1973 was it cited for the first time outside of France from Austria (Wunderlich 1973). In his revision of the genus, Bosmans (1997) gave further records in NE Spain, Italy, Belgium, Germany, Switzerland, Hungary, the Czech Republic and Slovakia. Since then, the species expanded its range to Denmark (Scharff et al. 2007), Poland (Rozwałka & Gosik 2006), Slovenia (Kuralt & Kostanjšek, 2016), South-East Ukraine (Ponomarev et al. 2016) and Southern European Russia (Ponomarev et al. 2017).

#### *Zodarion rudyi* Bosmans, 1994

*Zodarion rudyi* Bosmans, 1994: 118, figs 4–6, 83–84, 134 (descr. ♂, ♀).

**Material examined.** SPAIN: Málaga: between Coin and Mijas, 1 ♂, stones in small *Pinus* plantation, 10.IV.1998, R. Bosmans leg. (CRB).

**Distribution.** Known from the Spanish provinces Cádiz, Granada and Málaga.

#### *Zodarion segurense* Bosmans, 1994

*Zodarion segurense* Bosmans, 1994: 122, figs 13–15, 89–90 (descr. ♂, ♀).

**Material examined.** SPAIN: Cáceres: Torrejón el Rubio, 6 ♂♂, 2 ♀♀, pitfalls, 23.VIII.1996, U. Stengele leg. (CRB); Talaván, Finca el Baldio, 5 ♂♂, 5 ♀♀, pitfalls, 23.VIII.1996, U. Stengele leg. (CRB). Málaga: Tolox, 1 ♀, pitfalls in *Pinus* forest, 15.IV.1999, R. Bosmans leg. (CRB); Valle de Abdallajís, 1 ♂, 4 ♀♀, pitfalls in degraded *Quercus suber* forest, 15.IV.1999, R. Bosmans leg. (CRB). Murcia: Sierra de Taibilla, 1 ♀, 10.IX.1986, C. Ribera leg. (CRB).

**Distribution.** Described from Central Spain in the provinces Avila and Segovia, and cited by Barriga et al. (2006) in Ciudad Real, but according to Pekár et al. (2011), this identification is erroneous and refers to *Z. lusitanicum* Cardoso, 2003. New localities in the provinces Cáceres, Málaga and Murcia are added here.

#### *Zodarion spinibarbe* Wunderlich, 1973

*Zodarion spinibarbe* Wunderlich, 1973: 173, figs 4–10 (descr. ♂, ♀); Bosmans 2009: 244, figs 72–75, 136–137).

**Material examined.** GREECE: Crete: Chania, Meskla, 1 ♀, VI.1926, Roewer leg. (SMF); Kournas, 1 ♀, no further data (SMF); Machia, 1 ♀, stones in pine forest, 24.III.2007, A. Schönhofer leg. (SMF). Iraklio: Pírgos E., Mesara plain,



2 ♂♂, stones in open pine forest, 1.IV.2007, A. Schönhofer leg. (SMF). Lasithi: Sitia 1 ♂, under stones, A. Schönhofer leg., 31.III.2007, 1 ♀, stones in grassland, 21.III.1958, H. Kahman leg. (SMF).

**Distribution.** An endemic species of Crete (Greece).

#### *Zodarium styliferum* (Simon, 1870)

*Enyo stylifera* Simon, 1870: 104 (descr. ♂, ♀).

*Zodarium styliferum*; Bosmans 1994: 118, 1–3, 81–82 (descr. ♂, ♀).

**Material examined.** PORTUGAL: Évora: Monforte S., 260 m, 2 ♀♀, stones in *Eucalyptus* forest, 8.IV.1996 (CRB); Mourão, 180 m, 2 ♀♀, stones in castle, 24.V.2007 (CRB); Portalegre, 460 m, 1 ♀, stones in grassland in open *Quercus suber* forest, 9.IV.1996 (CRB); Villa Velha de Ródão, 130 m, 1 ♂, 1 ♀, stones in olive grove, 9.IV.1996 (CRB). Faro: Salema, Boca de Rio, 40 m, 1 ♂, stones in ruins, 14.II.2006 (CRB); Ribeira do Almargem, 5 m, 1 ♂, stones at border of river, 19.II.2006 (CRB). Lisbon: Porto Alto, 15 m, 5 ♂♂, 2 ♀♀, pitfalls in *Quercus suber* forest, 14.–22.IV.2016 (CRB). Madeira: Lombada Velha, Ponta do Pargo, 4 ♂♂, 30.IV.2008, T. Groot-aert leg. (CRB). Setúbal: Lagoa de Melides, 3 m, 1 ♂, litter in river mouth, 15.IV.2013 (CRB). SPAIN: Cáceres: Conquista de la Sierra, 1 ♂, 14.IV.1994 (CRB); Monfragüe, Rio Almonte, 8 ♀♀, 15.IV.1994 (CRB); Talaván, Finca el Baldío, 6 ♂♂, 6 ♀♀, 24.VII.1996, U. Stengele leg. (CRB). Badajoz: Pe-loche, 1 ♂, 3 ♀♀, 12.IV.1994 (CRB); Embalse de la Serena, 1 ♀, 12.IV.1994 (CRB). Córdoba: Alcolea, 1 ♂ 2 ♀♀, 10.IV.1994 (CRB). Burgos: Pancorbo, 635 m, 1 ♀, stones in maquis, 30.III.1997 (CRB). Granada: La Calahorra, 1250 m, 1 ♂ 2 subadult ♀♀, stones on slopes to castle, 5.IV.1996 (CRB); Puerto Camacho, 1230m, 1 ♀, stones in *Pinus* forest, 6.IV.1997 (CRB); Rambla del Baúl, 900m, 5 ♀♀, stones under small *Quercus ilex* bushes, 11.IV.1999 (CRB). Jaén: Puerto de Tiscar, 750 m, 1 ♂, stones in clearing in *Pinus* forest, 12.IV.1999 (CRB). León: Villanova de las Manzanas, 1 ♀, 12.VIII.1994 (CRB). Málaga: Alozaina N., 250 m, 2 ♀♀, stones in *Quercus ilex* forest, 11.IV.1998 (CRB); between Periana and Ventas de Zafarraya, Cortijo Blanco, 1 ♂, stones in rocky fallow, 30.X.1993 (CAR-S). Orense: Larouco, 1 ♀, 12.VIII.1994 (CRB). Segovia: Casla W., 1100 m, 4 ♀♀, stones in grassland, 30.III.1997 (CRB). Tarragona: Santa Magdalena de Pulpis, 150 m, 1 ♀, stones in maquis, 7.IV.1998 (CRB). Toledo: Talavera la Nueva, 370 m, 1 ♂, litter in riverine forest along Tejo, 1.IV.1997 (CRB).

**Distribution.** The commonest species in the Iberian Peninsula, also occurring in Madeira.

#### *Zodarium thoni* Nosek, 1905

*Zodarium thoni* Nosek, 1905: 128, fig. 10 (descr. ♂); Bosmans 2009: 272, figs 168–169, 176–177 (descr. ♂, ♀).

**Material examined.** GREECE: Crete: Iraklio: 1 ♀, stony grassland, H. Kahman leg. (SMF); Gouves, 1 ♂, 5.V.2009, H. Eckl leg. (SMF). Makedonia: Florina: Agios Germanos, 6 ♀♀, pitfalls, 24.VI.–29.VI.2014, Anastasiou leg. (NHMC). Kozani: Siatista 6 km SE, 2 ♂♂, 3 ♀♀, pitfalls, 29.VI.–22.VI.2014, Anastasiou leg. (NHMC). Peloponnisos: Arkadia: Oros Mainalo, 1 ♂, pitfalls, 6.VI.–22.VI.2008, Anastasiou leg. (NHMC).

**Distribution.** Balkans, Turkey, Caucasus, Lebanon and Cyprus.

#### *Zodarium vankeerorum* Bosmans, 2009

*Zodarium vankeerorum* Bosmans, 2009: 259, figs 116–119.

**Material examined.** GREECE: Peloponnisos: Arkadia: Oros Mainalo West, 1 male, pitfalls at forest line, 6.VI.–22.VI.2008, Anastasiou leg. (CRB).

**Distribution.** Until now only known from Attiki in Greece, here also cited from Arkadia in the Peloponnisos.

#### *Zodarium zorba* Bosmans, 2009

*Zodarium zorba* Bosmans, 2009: 260, figs 120–123 (descr. ♂); Szinetar et al. 2015: 248.

*Zodarium* sp.; Bosmans 2009: 290, figs 166–167 (descr. ♀).

**Material examined.** GREECE: Ipeiros: Ioanina: Metsovo E., Katara pass, 1 ♀, 18.IX.1995, Knoflach & Thaler leg. (CKT). Konitsa: Aaos gorge, 550 m, 1 ♀, 9.IX.1996, Knoflach & Thaler leg. (CKT). Makedonia: Florina: Karies 4.5 km S., 2 ♂♂, 1 ♀, pitfalls, 24.VI.–29.VI.2014, Anastasiou leg. (NHMC); Prespes, Agios Germanos 9 km SW, 3 ♂♂, 1 ♀, pitfalls, 24.VI.–29.VI.2014, Anastasiou leg. (NHMC). Grevena: Anthrakia, 1 ♀, pitfalls, 16.VI.–8.VIII.2014, Anastasiou leg. (NHMC); Ziakas 3.2 km NE, 18 ♂♂, 5 ♀♀, pitfalls, 29.VI.–4.VII.2014 (NHMC); Ziakas, Perivoli 4.3 km S, 1 ♀, pitfalls, Anastasiou leg., 3.VII.2014 (NHMC). Imathia: Vermio, 2 ♂♂, pitfalls, 24.VI.–7.VIII.2014 (NHMC). Kozani: Kastania, 11 ♂♂, 5 ♀♀, pitfalls, 17.VI.–9.VIII.2014 (NHMC). Pieria: Ryakia, 3 ♂♂, pitfalls, Anastasiou leg. 14.VI.–10.VIII.2014 (NHMC). Peloponnisos: Arkadia: Mainalo W., 77 ♂♂, 8 ♀♀, pitfalls, 6.VI.–1.VIII.2008, Anastasiou leg. (CRB, NHMC). Thessalia: Larisa: Delta Pineio, 3 ♂♂, 2 ♀♀, pitfalls, 18.VI.–9.VIII.2014, Anastasiou leg. (NHMC).

**Comments.** The species described as *Zodarium* sp. by Bosmans (2009) appears to be the unknown female of *Zodarium zorba*. It is closely related to *Z. blagoevi* Bosmans, 2009 and *Z. epirense* Brignoli, 1984 and differs by the trapezoid median plate in the epigyne, surrounded by a much larger pale area. The species was recently also cited from Hungary (Szinetar et al. 2015).

**Distribution.** This species was described from the Oros Aroania, province Achaia in the Peloponnisos. Here it is cited in large numbers on the Oros Mainalo in the nearby province Arkadia, but also much more to the north in Makedonia and Thessalia.

#### Acknowledgements

We are grateful to Maria Chatzaki for allowing us to study the abundant material collected during the project SPIDOnetGR (ARISTEIA II Programme, NSRF 2007–2013). Antonio Sassu and Marcello Verdinelli are thanked for collecting material in Italy. Janet Beccaloni (BMNH), Steven IJland (NBCL), Peter Jäger (SMF) and Peter van Helsing (NBCL) are thanked for the loan of unidentified specimens from their museums and Siegfried Huber, Anthony Russell-Smith and Johan Van Keer for material from their own collections. Finally, Pierre Oger is thanked for the excellent photographs.

#### References

- Barriga JC, Jiménez-Valverde A, Morano E, Moreno AG & Melic A 2006 Arañas de la provincia de Ciudad Real (Arachnida: Araneae) (Castilla la Mancha España). – Revista Ibérica de Aracnología 13: 125–142
- Bosmans R 1994 Revision of the genus *Zodarium* Walckenaer 1833 in the Iberian Peninsula and Balearic Islands (Araneae Zodariidae). – Eos 69: 115–142

- Bosmans R 1997 Revision of the genus *Zodarion* Walckenaer 1833 part II. Western and Central Europe including Italy (Araneae: Zodariidae). – Bulletin of the British Arachnological Society 10: 265-294
- Bosmans R 2009 Revision of the genus *Zodarion* Walckenaer 1833 part III. South East Europe and Turkey (Araneae: Zodariidae). – Contributions to Natural History 12: 211-295
- Brignoli PM 1984 Ragni di Grecia XII. Nuovi dati su varie famiglie (Araneae). – Revue Suisse de Zoologie 91: 281-321 – doi: [10.5962/bhl.part.81881](https://doi.org/10.5962/bhl.part.81881)
- Canestrini G 1868 Nuove aracnidi italiani. – Annuario della Società dei Naturalisti in Modena 3: 190-206
- Caporiacco L di 1940 Arachniden aus der Provinz Verona (Norditalien). – Folia Zoologica et Hydrobiologica 10: 1-37
- Crespo LC 2008 Contribution to the knowledge of the Portuguese spider (Arachnida: Araneae) fauna: seven new additions to the Portuguese checklist. – Boletín de la Sociedad Entomológica Aragonesa 43: 403-407
- Denis J 1933 Quelques araignées nouvelles pour le département du Var. – Bulletin de la Société entomologique de France 38: 329-331
- Denis J 1935a A propos de quelques araignées du genre *Zodarion* Walck., appartenant à la faune française. – Bulletin de la Société d'Histoire Naturelle de Toulouse 67: 51-68
- Denis J 1935b Les araignées du genre *Zodarion* Walck., appartenant à la faune d'Italie. – Memorie della Società Entomologica Italiana, Genova 14: 65-83
- Denis J 1939 Description d'un *Zodarion* nouveau du Portugal. – Bulletin de la Société Entomologique de France 44: 89-92
- Denis J 1957 Zoologisch-systematische Ergebnisse der Studienreise von H. Janetschek und W. Steiner in die spanische Sierra Nevada 1954. VII. Araneae. – Sitzungsberichte der Österreichischen Akademie der Wissenschaften (I) 166: 265-302
- Dierkens M 2011 De Araneis Galliae III 2. *Zodarion gracilitibiale* Denis 1933. – Revue arachnologique 17: 86-87
- Ijland S, Helsdingen PJ van & Miller J 2012 On some spiders from Gargano Apulia Italy. – Nieuwsbrief SPINED 32: 2-20
- Koch CL 1837 Übersicht des Arachnidensystems. Heft 1. C. H. Zeh'sche Buchhandlung, Nürnberg. pp. 1-39
- Koch CL 1843 Die Arachniden. Zehnter Band. C. H. Zeh'sche Buchhandlung, Nürnberg. pp. 37-142
- Komnenov M, Pitta E, Zografou K & Chatzaki M 2016 Discovering the still unexplored arachnofauna of the National Park of Dadiakimi-Soufli NE Greece: a taxonomic review with description of new species. – Zootaxa 4096: 1-66
- Krejčí T & Rezáč M & Kadlec T 2017 *Zodarion ohridense* (Araneae: Zodariidae) – a new record for Central Europe. Arachnologische Mitteilungen 54: 5-7 – doi: [10.5431/aramit5402](https://doi.org/10.5431/aramit5402)
- Kulczyński W 1908 Fragmenta arachnologica. X. – Bulletin International de l'Académie des Sciences de Cracovie 1908: 49-86
- Kuralt Z & Kostanjšek R 2016 A contribution to the Slovenian spider fauna III. – Natura Sloveniae 18: 69-75
- Lazarov SP 2007 Spiders (Araneae) from the Maleshevska Mountain (SW Bulgaria). Part I. – Acta Zoologica Bulgarica 59: 133-144
- Lecigne S 2012 Inventaire aranéologique (Arachnida Araneae) dans la ville d'Estepona (Málaga Espagne). – Revista Ibérica de Aracnología 21: 161-167
- Melic A 2000 Arañas de Aragón (Arachnida: Araneae). – Catalogus de la Entomofauna Aragonesa 22: 3-40
- Morano E 2001 Especies nuevas o poco conocidas de arañas Arachnida Araneae de la Fauna Ibérica. – Revista Ibérica de Aracnología 3: 67-68
- Naumova MV, Blagoev G, Dimitrov D, Lazarov S & Deltchev C 2017. New data on the spider fauna (Arachnida: Araneae) of Bulgaria. – Acta Zoologica Bulgarica 69: 477-481
- Nosek A 1905 Araneiden, Opilionen und Chernetiden. In: Penther A & Zederbauer E (eds) Ergebnisse einer naturwissenschaftlichen Reise zum Erdschias-Dagh (Kleinasien). – Annalen des Kaiserlich-Königlichen Naturhistorischen Hofmuseums in Wien 20: 114-154
- Pekár S, Cardoso P & Meierrose C 2003 Additions to the knowledge of Portuguese zodariid spiders (Araneae: Zodariidae). – Bulletin of the British Arachnological Society 12: 385-395
- Pekár S & Cardoso P 2005 Ant-eating spiders (Araneae: Zodariidae) of Portugal: additions to the current knowledge. – Zootaxa 1009: 51-60
- Pekár S, Cardoso P, Barriga JC & Carvalho JC 2011 Update to the zodariid spider fauna of the Iberian Peninsula and Madeira (Araneae: Zodariidae). – Zootaxa 2814: 19-32 – doi: [10.11646/zootaxa.2814.1.2](https://doi.org/10.11646/zootaxa.2814.1.2)
- Ponomarev AV, Prokopenko EV, Ivliev PP & Shmatko VY 2016. Spiders (Aranei) of the coast of Taganrog Bay (the Sea of Azov) and the Don River delta. – Caucasian Entomological Bulletin 12: 3-28
- Ponomarev AV, Alekseev SK, Kozminykh VO & Shmatko VY 2017 Spiders (Arachnida: Aranei) of Stavropol Province, Russia. – Arthropoda Selecta 26: 155-173
- Roewer CF 1942 Katalog der Araneae von 1758 bis 1940. Katalog der Araneae von 1758 bis 1940. 1. Band (Mesothelae, Orthognatha, Labidognatha: Dysderaformia, Scytodiformia, Pholciformia, Zodariiformia, Hersiliaformia, Argyropiformia). Natura, Buchhandlung für Naturkunde und exakte Wissenschaften Paul Budy, Bremen. 1040 pp.
- Rozwałka R & Gosik R 2006 The isolated locality of *Zodarion rubidum* Simon, 1914 (Araneae: Zodariidae) in Poland. – Fragmenta Faunistica, Warsaw 49: 127-131 – doi: [10.3161/00159301FF2006.49.2.127](https://doi.org/10.3161/00159301FF2006.49.2.127)
- Scharff N, Schmidt JB & Pedersen J 2007 Edderkoppen *Zodarion rubidum* Simon, 1914 – ny art og familie for Danmark. – Entomologiske Meddelelser 75: 65-70
- Simon E 1870 Sur les aranéides de la famille des Enydes qui habitent l'Espagne et le Maroc. – Revue et Magasin de Zoologie Pure et Appliquée (2) 22: 51-54, 97-103, 142-148
- Simon E 1873 Aranéides nouveaux ou peu connus du midi de l'Europe. (2e mémoire). – Mémoires de la Société Royale des Sciences de Liège (2) 5: 187-351
- Simon E 1884 Etudes arachnologiques. 16e Mémoire. XXIII. Matériaux pour servir à la faune des arachnides de la Grèce. – Annales de la Société Entomologique de France (6) 4: 305-356
- Simon E 1914 Les arachnides de France. Synopsis générale et catalogue des espèces françaises de l'ordre des Araneae. Tome VI. 1re partie. Roret, Paris. pp. 1-308
- Szinetár C, Kovács P & Eichardt J 2015 A kalföldi meszes homokpuszta katonai használatú gyepterületeinek pókfaunája (Araneae) [Spiders (Araneae) of the Győr-Gönyű military shooting range]. In: Takács G & Szinetár C (eds) A kalföldi meszes homokpuszta katonai használatú területeinek élővilága [The wildlife of calcareous sand steppe areas in military use in the Hungarian Little Plain]. Fertő-Hanság Nemzeti Park Igazgatóság, Sarród. pp. 237-260
- Weiss I 1982 Konstruktions- und Funktionsanalyse der Kopulationsorgane von *Zodarion aurorae* n. sp. aus Rumänien (Arachnida Araneae: Zodariidae). – Reichenbachia 20: 77-83
- Wiehle H 1964 Spinnen aus Slovenien, II. – Senckenbergiana Biologica 45: 641-652
- World Spider Catalog 2018 World Spider Catalog. Version 19.0. Natural History Museum Bern. – Internet: <http://wsc.nmbe.ch> (5 November 2018) – doi: [10.24436/2](https://doi.org/10.24436/2)
- Wunderlich J 1973 Beschreibung einiger bisher unbekannter Arten der Gattung *Zodarion* Walckenaer aus Südeuropa (Arachnida: Araneae: Zodariidae). – Senckenbergiana Biologica 54: 171-176
- Wunderlich J 1980 Drei Arten der Gattung *Zodarion* Walckenaer 1847 aus Nordjugoslawien (Arachnida: Araneae: Zodariidae). – Senckenbergiana Biologica 61: 113-117